

BROILER

ROSS 308
ROSS 308 FF

Performance Objectives

2022



Introduction

The Ross® 308 broiler is available in two types, a slow-feathering bird which produces sexable broilers (308) and one which produces all fast-feathering broilers (308 FF). The sexable-type produces fast-feathering female broilers and slow-feathering male broilers. This allows the broilers to be sexed in the hatchery by evaluating feather development differences.

This booklet contains the performance objectives for the 308 and the 308 FF broiler and is to be used with the **Ross Broiler Management Handbook**.

Performance

These objectives indicate the performance achievable under good management and environmental conditions and when feeding recommended nutrient levels.

Producers may find that local factors prevent such performance from being achieved. For example:

- The availability of raw materials may limit nutrient content and intake.
- Extreme climatic conditions will reduce performance.
- Economic considerations may limit choice of production systems.

Therefore, average performance may be lower than the figures presented here.

The objectives are presented in two sections to reflect the global nature of the publication.

Section 1 g contains the performance data in metric measurement, and

Section 2 lb contains imperial measurements.

In the tables, values are rounded. This may result in small inaccuracies when using the objectives to calculate other performance statistics.

Carcass and carcass component yields will vary among processing plants depending on the type of equipment being used (e.g. carcass chilling technology, automated versus manual deboning, sampling procedures or cutting variation) and the exact carcass component being produced. The carcass and carcass component yield values provided herein are based on extensive data analysis from trials conducted by Aviagen®. These values will differ from prior publications due to new and more extensive data analysis and genetic changes over time. When comparing these values to observations within an operation, keep in mind that how the carcass or carcass component is defined can significantly impact the quantitative value. For example, as % of live weight, carcass yield can differ >2% due to the presence/absence of abdominal fat pad, water retention differences resulting from the method of carcass chilling, and cutting techniques used in the processing plant and feed withdrawal practices. Further, dietary amino acid and energy density can significantly affect carcass and carcass component yield values. Aviagen will continue to evaluate these values.

Every attempt has been made to ensure the accuracy and relevance of the information presented. However, Aviagen accepts no liability for the consequences of using the information for the management of chickens.

For further information on the management of Ross stock, please contact your local Ross representative.

Contents

02		Key Management Points
03	Section 1 <i>g</i>	As-Hatched Performance
04	Section 1 <i>g</i>	Male Performance
05	Section 1 <i>g</i>	Female Performance
07	Section 2 <i>lb</i>	As-Hatched Performance
08	Section 2 <i>lb</i>	Male Performance
09	Section 2 <i>lb</i>	Female Performance
11		Carcass Yield - Male
12		Carcass Yield - Female

Key Management Points

Cost effective production of chicken meat depends on achieving good bird performance; the following points are important for optimizing performance of the Ross 308 and Ross 308 FF broiler:

- Maximize chick quality by good management of hatching, storage and transport conditions.
- Design the brooding set-up to ensure easy access to water and feed at placement and to ease the transition between supplementary systems and the automated feeders and drinkers at 4-5 days.
- Feed a highly digestible, and nutritionally balanced Starter diet.
- Keep chicks in their thermal comfort zone by monitoring chick behavior, but beware of low relative humidities (less than 50% RH). Establish a minimum ventilation program from day one.
- Monitor crop fill, feeding and drinking behavior and 7-day live weight to allow continuous improvement of the brooding set-up.
- Keep birds in their thermal comfort zone throughout the growing period. Fast growing broilers produce large amounts of heat, particularly in the second half of the grow-out period. Keeping ambient temperatures less than 21°C (69.8°F) from 21 days onwards may improve growth rates.
- Maintain high standards of biosecurity and cleanliness to keep disease challenge to a minimum.

As-Hatched Performance

Day	Weight (g) ¹	Daily Gain (g)	Av. Daily Gain (g)	Daily Intake (g)	Cum. Intake (g) ²	FCR ³
0	44					
1	62	18			12	0.196
2	81	19		16	28	0.352
3	102	21		20	48	0.476
4	125	23		24	72	0.577
5	151	26		27	100	0.658
6	181	29		31	131	0.724
7	213	32	24	35	166	0.780
8	249	36	26	39	206	0.826
9	288	39	27	44	249	0.865
10	330	42	29	48	297	0.900
11	376	46	30	52	349	0.930
12	425	49	32	57	406	0.957
13	477	52	33	62	468	0.982
14	533	56	35	67	535	1.005
15	592	59	37	72	608	1.026
16	655	62	38	77	685	1.047
17	720	66	40	83	768	1.066
18	789	69	41	88	856	1.086
19	860	72	43	94	950	1.105
20	935	74	45	100	1050	1.123
21	1012	77	46	105	1155	1.142
22	1092	80	48	111	1266	1.160
23	1174	82	49	117	1383	1.178
24	1258	85	51	122	1505	1.196
25	1345	87	52	128	1633	1.214
26	1434	89	53	134	1767	1.233
27	1524	91	55	139	1907	1.251
28	1616	92	56	145	2051	1.269
29	1710	94	57	150	2202	1.288
30	1805	95	59	156	2357	1.306
31	1901	96	60	161	2518	1.325
32	1999	97	61	166	2684	1.343
33	2097	98	62	171	2855	1.362
34	2196	99	63	176	3031	1.381
35	2296	100	64	180	3211	1.399
36	2396	100	65	185	3396	1.418
37	2496	100	66	189	3584	1.437
38	2597	101	67	193	3777	1.456
39	2697	101	68	197	3974	1.474
40	2798	100	69	201	4175	1.493
41	2898	100	70	204	4379	1.512
42	2998	100	70	207	4586	1.531
43	3097	100	71	211	4797	1.550
44	3197	99	72	213	5010	1.569
45	3295	98	72	216	5226	1.587
46	3393	98	73	219	5445	1.606
47	3490	97	73	221	5666	1.625
48	3586	96	74	223	5890	1.644
49	3681	95	74	225	6115	1.663
50	3776	94	75	227	6342	1.681
51	3869	93	75	229	6571	1.700
52	3961	92	75	230	6801	1.719
53	4052	91	76	231	7032	1.738
54	4142	90	76	233	7265	1.756
55	4230	89	76	233	7498	1.775
56	4318	87	76	234	7733	1.793

¹ On-farm body weight (i.e. feed present in intestinal tract).

² Feed consumption per living bird.

³ FCR includes initial body weight at placement and does not account for mortality.

NOTE: In the table the values are rounded. This may result in small inaccuracies when using the objectives to calculate other performance statistics.

Male Performance

Day	Weight (g) ¹	Daily Gain (g)	Av. Daily Gain (g)	Daily Intake (g)	Cum. Intake (g) ²	FCR ³
0	44					
1	62	18			11	0.181
2	80	18		15	26	0.328
3	101	21		19	45	0.450
4	124	23		23	68	0.549
5	150	26		27	95	0.632
6	180	29		31	126	0.701
7	213	33	24	35	161	0.759
8	249	36	26	40	201	0.808
9	288	40	27	44	245	0.851
10	332	43	29	49	295	0.888
11	379	47	30	54	348	0.920
12	429	51	32	59	408	0.950
13	483	54	34	64	472	0.976
14	541	58	36	70	542	1.000
15	603	62	37	75	617	1.023
16	668	65	39	81	698	1.045
17	737	69	41	87	785	1.065
18	809	72	43	93	878	1.085
19	885	76	44	99	977	1.104
20	964	79	46	105	1082	1.122
21	1046	82	48	111	1193	1.141
22	1131	85	49	118	1310	1.159
23	1219	88	51	124	1434	1.177
24	1310	91	53	130	1564	1.195
25	1403	93	54	136	1701	1.212
26	1499	96	56	143	1843	1.230
27	1597	98	58	149	1992	1.248
28	1697	100	59	155	2147	1.266
29	1799	102	61	161	2308	1.283
30	1902	104	62	167	2475	1.301
31	2008	105	63	173	2648	1.319
32	2114	107	65	178	2826	1.337
33	2222	108	66	184	3010	1.355
34	2331	109	67	189	3200	1.373
35	2441	110	68	195	3394	1.390
36	2552	111	70	200	3594	1.408
37	2663	111	71	204	3798	1.426
38	2774	112	72	209	4007	1.444
39	2886	112	73	214	4221	1.462
40	2998	112	74	218	4439	1.481
41	3110	112	75	222	4661	1.499
42	3222	112	76	226	4886	1.517
43	3333	112	76	229	5116	1.535
44	3445	111	77	233	5348	1.553
45	3555	111	78	236	5584	1.571
46	3665	110	79	239	5823	1.589
47	3775	109	79	242	6065	1.607
48	3883	109	80	244	6309	1.625
49	3991	108	81	247	6556	1.643
50	4098	107	81	249	6805	1.661
51	4203	106	82	251	7055	1.679
52	4308	105	82	253	7308	1.696
53	4411	103	82	254	7562	1.714
54	4513	102	83	255	7817	1.732
55	4614	101	83	257	8074	1.750
56	4714	100	83	258	8332	1.768

¹ On-farm body weight (i.e. feed present in intestinal tract).

² Feed consumption per living bird.

³ FCR includes initial body weight at placement and does not account for mortality.

NOTE: In the table the values are rounded. This may result in small inaccuracies when using the objectives to calculate other performance statistics.

Female Performance

Day	Weight (g) ¹	Daily Gain (g)	Av. Daily Gain (g)	Daily Intake (g)	Cum. Intake (g) ²	FCR ³
0	44					
1	63	19			13	0.211
2	81	19		17	31	0.375
3	103	21		21	52	0.503
4	126	24		25	76	0.604
5	152	26		28	104	0.684
6	182	29		32	136	0.748
7	214	32	24	35	171	0.800
8	249	35	26	39	210	0.843
9	287	38	27	43	253	0.880
10	328	41	28	47	299	0.911
11	373	44	30	51	350	0.939
12	421	48	31	55	405	0.964
13	471	51	33	60	465	0.987
14	525	54	34	64	529	1.009
15	581	57	36	69	598	1.029
16	641	59	37	74	672	1.049
17	703	62	39	79	751	1.068
18	768	65	40	84	835	1.087
19	836	67	42	89	924	1.105
20	906	70	43	94	1018	1.124
21	978	72	44	99	1117	1.142
22	1052	74	46	104	1221	1.161
23	1129	76	47	110	1331	1.179
24	1207	78	48	115	1446	1.198
25	1287	80	50	120	1566	1.217
26	1369	82	51	125	1691	1.235
27	1452	83	52	130	1821	1.254
28	1536	84	53	135	1956	1.273
29	1622	85	54	140	2095	1.292
30	1708	86	55	144	2240	1.311
31	1795	87	56	149	2389	1.331
32	1883	88	57	153	2542	1.350
33	1972	89	58	158	2700	1.369
34	2061	89	59	162	2862	1.389
35	2150	89	60	166	3028	1.408
36	2240	89	61	170	3197	1.428
37	2329	90	62	173	3371	1.447
38	2419	89	62	177	3547	1.467
39	2508	89	63	180	3728	1.486
40	2597	89	64	183	3911	1.506
41	2686	89	64	186	4097	1.526
42	2774	88	65	189	4286	1.545
43	2862	88	66	192	4478	1.565
44	2949	87	66	194	4672	1.585
45	3035	86	66	196	4869	1.604
46	3121	86	67	199	5067	1.624
47	3205	85	67	201	5268	1.643
48	3289	84	68	202	5470	1.663
49	3372	83	68	204	5674	1.683
50	3454	82	68	205	5879	1.702
51	3535	81	68	207	6086	1.722
52	3614	80	69	208	6294	1.741
53	3693	79	69	209	6503	1.761
54	3770	77	69	210	6712	1.780
55	3847	76	69	210	6923	1.800
56	3922	75	69	211	7133	1.819

¹ On-farm body weight (i.e. feed present in intestinal tract).

² Feed consumption per living bird.

³ FCR includes initial body weight at placement and does not account for mortality.

NOTE: In the table the values are rounded. This may result in small inaccuracies when using the objectives to calculate other performance statistics.

As-Hatched Performance

Day	Weight (lb) ¹	Daily Gain (lb)	Av. Daily Gain (lb)	Daily Intake (lb)	Cum. Intake (lb) ²	FCR ³
0	0.097					
1	0.137	0.040			0.027	0.196
2	0.178	0.041		0.036	0.063	0.352
3	0.224	0.046		0.044	0.107	0.476
4	0.276	0.052		0.052	0.159	0.577
5	0.334	0.058		0.061	0.220	0.658
6	0.398	0.065		0.069	0.289	0.724
7	0.470	0.072	0.052	0.078	0.366	0.780
8	0.549	0.079	0.055	0.087	0.453	0.826
9	0.634	0.086	0.058	0.096	0.549	0.865
10	0.728	0.093	0.062	0.106	0.655	0.900
11	0.828	0.101	0.065	0.116	0.770	0.930
12	0.937	0.108	0.069	0.126	0.896	0.957
13	1.052	0.116	0.072	0.137	1.033	0.982
14	1.175	0.123	0.076	0.148	1.180	1.005
15	1.306	0.130	0.080	0.159	1.340	1.026
16	1.443	0.137	0.083	0.171	1.510	1.047
17	1.587	0.144	0.087	0.183	1.693	1.066
18	1.739	0.151	0.090	0.195	1.888	1.086
19	1.896	0.158	0.094	0.207	2.095	1.105
20	2.060	0.164	0.097	0.220	2.314	1.123
21	2.231	0.170	0.101	0.232	2.546	1.142
22	2.406	0.176	0.104	0.245	2.791	1.160
23	2.588	0.181	0.108	0.257	3.048	1.178
24	2.774	0.186	0.111	0.270	3.318	1.196
25	2.965	0.191	0.114	0.283	3.601	1.214
26	3.161	0.196	0.117	0.295	3.896	1.233
27	3.360	0.200	0.120	0.307	4.203	1.251
28	3.563	0.203	0.123	0.320	4.523	1.269
29	3.770	0.207	0.126	0.331	4.854	1.288
30	3.980	0.210	0.129	0.343	5.197	1.306
31	4.192	0.212	0.132	0.355	5.552	1.325
32	4.407	0.215	0.134	0.366	5.918	1.343
33	4.623	0.217	0.137	0.377	6.294	1.362
34	4.841	0.218	0.139	0.387	6.682	1.381
35	5.061	0.220	0.141	0.397	7.079	1.399
36	5.282	0.221	0.143	0.407	7.486	1.418
37	5.503	0.221	0.145	0.416	7.902	1.437
38	5.724	0.222	0.147	0.425	8.328	1.456
39	5.946	0.222	0.149	0.434	8.762	1.474
40	6.168	0.222	0.151	0.442	9.204	1.493
41	6.389	0.221	0.153	0.450	9.654	1.512
42	6.609	0.220	0.154	0.457	10.111	1.531
43	6.829	0.220	0.156	0.464	10.575	1.550
44	7.047	0.218	0.157	0.471	11.046	1.569
45	7.264	0.217	0.158	0.477	11.522	1.587
46	7.480	0.216	0.159	0.482	12.005	1.606
47	7.694	0.214	0.160	0.487	12.492	1.625
48	7.906	0.212	0.161	0.492	12.984	1.644
49	8.116	0.210	0.162	0.497	13.481	1.663
50	8.324	0.208	0.163	0.501	13.982	1.681
51	8.530	0.206	0.164	0.504	14.486	1.700
52	8.733	0.203	0.164	0.507	14.993	1.719
53	8.933	0.201	0.165	0.510	15.503	1.738
54	9.131	0.198	0.165	0.513	16.016	1.756
55	9.326	0.195	0.166	0.515	16.531	1.775
56	9.519	0.192	0.166	0.517	17.047	1.793

¹ On-farm body weight (i.e. feed present in intestinal tract).

² Feed consumption per living bird.

³ FCR includes initial body weight at placement and does not account for mortality.

NOTE: In the table the values are rounded. This may result in small inaccuracies when using the objectives to calculate other performance statistics.

Male Performance

Day	Weight (lb) ¹	Daily Gain (lb)	Av. Daily Gain (lb)	Daily Intake (lb)	Cum. Intake (lb) ²	FCR ³
0	0.097					
1	0.136	0.039			0.025	0.181
2	0.177	0.040		0.033	0.058	0.328
3	0.222	0.046		0.042	0.100	0.450
4	0.274	0.052		0.050	0.150	0.549
5	0.332	0.058		0.059	0.210	0.632
6	0.397	0.065		0.068	0.278	0.701
7	0.469	0.072	0.053	0.078	0.356	0.759
8	0.549	0.080	0.056	0.088	0.444	0.808
9	0.636	0.087	0.060	0.098	0.541	0.851
10	0.731	0.095	0.063	0.108	0.649	0.888
11	0.835	0.103	0.067	0.119	0.768	0.920
12	0.946	0.111	0.071	0.130	0.898	0.950
13	1.066	0.120	0.075	0.142	1.040	0.976
14	1.193	0.128	0.078	0.154	1.194	1.000
15	1.329	0.136	0.082	0.166	1.360	1.023
16	1.473	0.144	0.086	0.179	1.539	1.045
17	1.625	0.152	0.090	0.192	1.730	1.065
18	1.784	0.159	0.094	0.205	1.935	1.085
19	1.951	0.167	0.098	0.218	2.153	1.104
20	2.125	0.174	0.101	0.232	2.385	1.122
21	2.305	0.181	0.105	0.245	2.630	1.141
22	2.493	0.188	0.109	0.259	2.889	1.159
23	2.687	0.194	0.113	0.273	3.162	1.177
24	2.887	0.200	0.116	0.287	3.449	1.195
25	3.093	0.206	0.120	0.301	3.750	1.212
26	3.304	0.211	0.123	0.314	4.064	1.230
27	3.520	0.216	0.127	0.328	4.392	1.248
28	3.740	0.221	0.130	0.342	4.734	1.266
29	3.965	0.225	0.133	0.355	5.089	1.283
30	4.194	0.229	0.137	0.368	5.457	1.301
31	4.426	0.232	0.140	0.381	5.838	1.319
32	4.661	0.235	0.143	0.393	6.231	1.337
33	4.899	0.238	0.146	0.406	6.637	1.355
34	5.139	0.240	0.148	0.417	7.054	1.373
35	5.381	0.242	0.151	0.429	7.483	1.390
36	5.625	0.244	0.154	0.440	7.923	1.408
37	5.870	0.245	0.156	0.451	8.374	1.426
38	6.116	0.246	0.158	0.461	8.835	1.444
39	6.363	0.247	0.161	0.471	9.305	1.462
40	6.610	0.247	0.163	0.480	9.786	1.481
41	6.856	0.247	0.165	0.489	10.275	1.499
42	7.103	0.246	0.167	0.498	10.772	1.517
43	7.349	0.246	0.169	0.506	11.278	1.535
44	7.594	0.245	0.170	0.513	11.791	1.553
45	7.838	0.244	0.172	0.520	12.311	1.571
46	8.080	0.243	0.174	0.527	12.838	1.589
47	8.322	0.241	0.175	0.533	13.371	1.607
48	8.561	0.239	0.176	0.539	13.909	1.625
49	8.798	0.237	0.178	0.544	14.453	1.643
50	9.033	0.235	0.179	0.549	15.002	1.661
51	9.266	0.233	0.180	0.553	15.554	1.679
52	9.497	0.231	0.181	0.557	16.111	1.696
53	9.725	0.228	0.182	0.560	16.671	1.714
54	9.950	0.225	0.182	0.563	17.234	1.732
55	10.172	0.222	0.183	0.566	17.800	1.750
56	10.392	0.219	0.184	0.568	18.368	1.768

¹ On-farm body weight (i.e. feed present in intestinal tract).

² Feed consumption per living bird.

³ FCR includes initial body weight at placement and does not account for mortality.

NOTE: In the table the values are rounded. This may result in small inaccuracies when using the objectives to calculate other performance statistics.

Female Performance

Day	Weight (lb) ¹	Daily Gain (lb)	Av. Daily Gain (lb)	Daily Intake (lb)	Cum. Intake (lb) ²	FCR ³
0	0.097					
1	0.138	0.041			0.029	0.211
2	0.180	0.042		0.038	0.067	0.375
3	0.226	0.046		0.046	0.114	0.503
4	0.278	0.052		0.054	0.168	0.604
5	0.336	0.058		0.062	0.230	0.684
6	0.400	0.064		0.070	0.299	0.748
7	0.471	0.071	0.053	0.078	0.377	0.800
8	0.549	0.078	0.056	0.086	0.463	0.843
9	0.633	0.084	0.060	0.094	0.557	0.880
10	0.724	0.091	0.063	0.103	0.660	0.911
11	0.822	0.098	0.066	0.112	0.772	0.939
12	0.927	0.105	0.069	0.122	0.894	0.964
13	1.039	0.112	0.072	0.131	1.025	0.987
14	1.157	0.118	0.076	0.142	1.167	1.009
15	1.282	0.125	0.079	0.152	1.319	1.029
16	1.413	0.131	0.082	0.163	1.482	1.049
17	1.550	0.137	0.085	0.174	1.655	1.068
18	1.693	0.143	0.089	0.185	1.840	1.087
19	1.842	0.149	0.092	0.196	2.036	1.105
20	1.996	0.154	0.095	0.207	2.244	1.124
21	2.156	0.159	0.098	0.219	2.462	1.142
22	2.320	0.164	0.101	0.230	2.693	1.161
23	2.488	0.169	0.104	0.242	2.934	1.179
24	2.661	0.173	0.107	0.253	3.188	1.198
25	2.837	0.176	0.110	0.264	3.452	1.217
26	3.017	0.180	0.112	0.276	3.728	1.235
27	3.201	0.183	0.115	0.287	4.014	1.254
28	3.386	0.186	0.117	0.297	4.312	1.273
29	3.575	0.188	0.120	0.308	4.620	1.292
30	3.766	0.191	0.122	0.318	4.938	1.311
31	3.958	0.192	0.125	0.328	5.266	1.331
32	4.152	0.194	0.127	0.338	5.604	1.350
33	4.347	0.195	0.129	0.348	5.952	1.369
34	4.544	0.196	0.131	0.357	6.309	1.389
35	4.740	0.197	0.133	0.366	6.675	1.408
36	4.938	0.197	0.134	0.374	7.049	1.428
37	5.135	0.197	0.136	0.382	7.431	1.447
38	5.332	0.197	0.138	0.390	7.821	1.467
39	5.529	0.197	0.139	0.397	8.218	1.486
40	5.726	0.196	0.141	0.404	8.622	1.506
41	5.921	0.195	0.142	0.411	9.033	1.526
42	6.116	0.194	0.143	0.417	9.450	1.545
43	6.309	0.193	0.144	0.423	9.873	1.565
44	6.501	0.192	0.146	0.428	10.301	1.585
45	6.691	0.190	0.147	0.433	10.734	1.604
46	6.880	0.189	0.147	0.438	11.172	1.624
47	7.066	0.187	0.148	0.442	11.614	1.643
48	7.251	0.185	0.149	0.446	12.060	1.663
49	7.434	0.183	0.150	0.450	12.509	1.683
50	7.614	0.180	0.150	0.453	12.962	1.702
51	7.793	0.178	0.151	0.456	13.417	1.722
52	7.968	0.176	0.151	0.458	13.875	1.741
53	8.142	0.173	0.152	0.460	14.336	1.761
54	8.312	0.171	0.152	0.462	14.798	1.780
55	8.481	0.168	0.152	0.464	15.262	1.800
56	8.646	0.165	0.153	0.465	15.727	1.819

¹ On-farm body weight (i.e. feed present in intestinal tract).

² Feed consumption per living bird.


³ FCR includes initial body weight at placement and does not account for mortality.

NOTE: In the table the values are rounded. This may result in small inaccuracies when using the objectives to calculate other performance statistics.


Carcass Yield - Male

The following table indicates how yields of the major portions change with increasing live weight in each sex. Two types of processing are described: eviscerated yield is broken down into breast meat, thigh and drumstick to represent a portioning operation and into breast meat and leg meat to represent a deboning operation.


		Portion					Debone		
Live Weight kg	Live Weight lb	Eviscerated %	Breast %	Thigh %	Drumstick %	Wing %	Leg Meat %	Breast %	Total Meat %
1.6	3.53	69.79	21.54	12.86	9.95	7.68	15.19	21.54	36.73
1.8	3.97	70.65	22.57	13.13	9.91	7.64	15.67	22.57	38.25
2.0	4.41	71.34	23.39	13.33	9.88	7.61	16.07	23.39	39.46
2.2	4.85	71.91	24.07	13.50	9.86	7.58	16.38	24.07	40.45
2.4	5.29	72.38	24.63	13.65	9.84	7.55	16.65	24.63	41.28
2.6	5.73	72.78	25.10	13.77	9.82	7.54	16.88	25.10	41.98
2.8	6.17	73.13	25.51	13.87	9.80	7.52	17.07	25.51	42.58
3.0	6.61	73.42	25.86	13.96	9.79	7.50	17.24	25.86	43.10
3.2	7.05	73.68	26.17	14.04	9.78	7.49	17.38	26.17	43.55
3.4	7.50	73.91	26.44	14.11	9.77	7.48	17.51	26.44	43.95
3.6	7.94	74.11	26.68	14.17	9.76	7.47	17.63	26.68	44.31
3.8	8.38	74.30	26.90	14.22	9.75	7.46	17.73	26.90	44.63
4.0	8.82	74.46	27.09	14.27	9.74	7.45	17.82	27.09	44.91
4.2	9.26	74.61	27.27	14.32	9.74	7.45	17.91	27.27	45.17
4.4	9.70	74.74	27.43	14.36	9.73	7.44	17.98	27.43	45.41
4.6	10.14	74.87	27.57	14.39	9.73	7.43	18.05	27.57	45.63
4.8	10.58	74.98	27.71	14.43	9.72	7.43	18.12	27.71	45.82




Eviscerated %: Eviscerated carcass (without neck, abdominal fat and internal organs) as a percentage of live weight.




Drumstick %: Whole drumstick (with skin and bone) as a percentage of live weight.



Breast %: Breast meat (without skin and bone) as a percentage of live weight.



Wing %: Whole wing, clean cut at the joint (with skin and bone) as a percentage of live weight.



Thigh %: Whole thigh (with skin and bone) as a percentage of live weight.


Leg %: Whole leg (without skin and bone) as a percentage of live weight.
 Total meat %: Whole leg and breast (without skin and bone) as a percentage of live weight.

Note: These figures represent dry yield. They do not include any moisture retained during chilling or processing. Carcass component yields will vary among processing plants depending on, for example, type of equipment used and the exact portion(s) being produced.


Carcass Yield - Female

The following table indicates how yields of the major portions change with increasing live weight in each sex. Two types of processing are described: eviscerated yield is broken down into breast meat, thigh and drumstick to represent a portioning operation and into breast meat and leg meat to represent a deboning operation.


		Portion					Debone			
Live Weight kg	Live Weight lb	Eviscerated %	Breast %	Thigh %	Drumstick %	Wing %	Leg Meat %	Breast %	Total Meat %	
1.6	3.53	70.07	22.97	13.04	9.51	7.66	15.77	22.97	38.74	
1.8	3.97	71.02	24.18	13.20	9.43	7.61	15.92	24.18	40.10	
2.0	4.41	71.78	25.15	13.32	9.36	7.57	16.03	25.15	41.19	
2.2	4.85	72.40	25.95	13.42	9.31	7.54	16.13	25.95	42.08	
2.4	5.29	72.92	26.61	13.51	9.26	7.52	16.21	26.61	42.82	
2.6	5.73	73.36	27.17	13.58	9.23	7.49	16.28	27.17	43.45	
2.8	6.17	73.73	27.65	13.64	9.19	7.48	16.34	27.65	43.99	
3.0	6.61	74.06	28.06	13.69	9.17	7.46	16.39	28.06	44.45	
3.2	7.05	74.34	28.43	13.74	9.14	7.45	16.44	28.43	44.86	
3.4	7.50	74.59	28.75	13.78	9.12	7.43	16.48	28.75	45.22	
3.6	7.94	74.82	29.03	13.82	9.10	7.42	16.51	29.03	45.54	
3.8	8.38	75.02	29.29	13.85	9.08	7.41	16.54	29.29	45.83	
4.0	8.82	75.20	29.52	13.88	9.07	7.40	16.57	29.52	46.09	




Eviscerated %: Eviscerated carcass (without neck, abdominal fat and internal organs) as a percentage of live weight.




Drumstick %: Whole drumstick (with skin and bone) as a percentage of live weight.



Breast %: Breast meat (without skin and bone) as a percentage of live weight.



Wing %: Whole wing, clean cut at the joint (with skin and bone) as a percentage of live weight.



Thigh %: Whole thigh (with skin and bone) as a percentage of live weight.

Leg %: Whole leg (without skin and bone) as a percentage of live weight.
 Total meat %: Whole leg and breast (without skin and bone) as a percentage of live weight.

Note: These figures represent dry yield. They do not include any moisture retained during chilling or processing. Carcass component yields will vary among processing plants depending on, for example, type of equipment used and the exact portion(s) being produced.



Aviagen and the Aviagen logo, and Ross and the Ross logo are registered trademarks of Aviagen in the US and other countries. All other trademarks or brands are registered by their respective owners.

Privacy Statement: Aviagen collects data to effectively communicate and provide information to you about our products and our business. This data may include your email address, name, business address and telephone number. To view our full Privacy Policy visit [Aviagen.com](https://www.aviagen.com)

© 2022 Aviagen.

0822-AVNR-157